


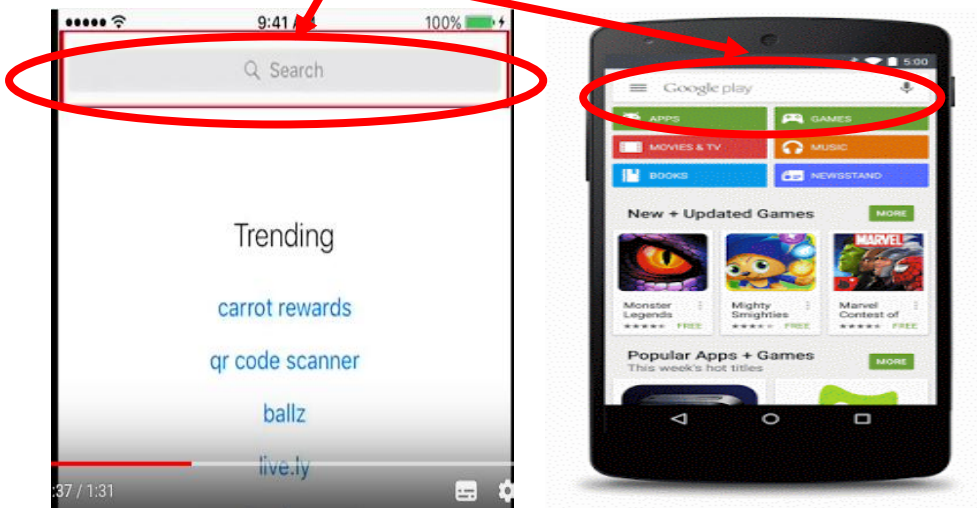
The 'Fool-Proof' Guide to Communications Technology

Whatsapp


- **DISCLAIMER: THIS CAN BE USED ON EITHER A LAPTOP, PHONE OR OTHER DEVICE WITH/WITHOUT A CAMERA. YOU CAN'T DOWNLOAD WHATSAPP ONTO AN iPad**
- On a mobile phone either an iPhone or an android by going to the Play Store or Apps Store, by clicking on it



- As soon as you have opened the App Store or Play Store, at the top of the page there will be a search engine, click it and type 'Whatsapp' into it and search



- Once you see it appear in the search results you should come to a screen that looks like this.



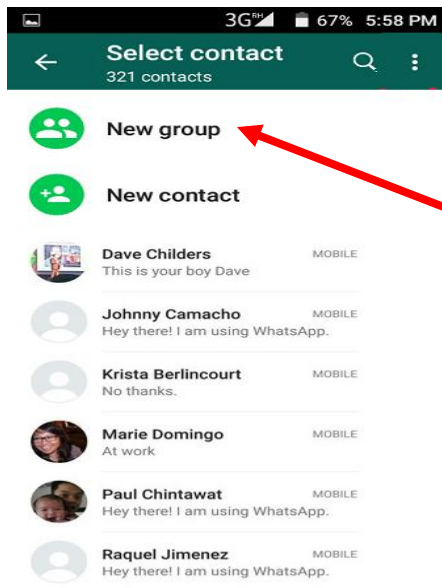
- To set up the app click either 'open' or 'install'
- At this moment, the app will begin to be installed on your device. A screen similar to the one below should be seen



- Once it has installed on your device, you will be able to open the app
- At this moment, a screen similar to the one below will appear but it will be blank



- You will then be able to see if any of your family, friends, colleagues and neighbours have the app. You can do this by clicking the green button in the bottom left. Whatever mobile phone contacts you have that have the app, will then appear as shown below.



- Just by clicking on them you can then message that person on click on 'New group' and then click on the contacts to create a group with you in
- But by clicking on any of your contacts, as well as messaging people, you can call or video call the person (as long as your phone has a built in camera)



I hope this all makes sense and you are able to speak with friend, family, colleagues and other people in the neighbourhood. If you have any issues, please look online and follow this link - <https://www.youtube.com/watch?v=fZsJ6WH9C0c> or call Jonny Newbould on 07799192626